



# OWNERS MANUAL

## LOAD KING

### REEL TRAILER

REV B

MAY 28, 2019

# TABLE OF CONTENTS

REVISION HISTORY .....	3
INTRODUCTION .....	4
DEFINITIONS USED IN THIS MANUAL .....	5
SLR00001, REEL TRAILER ASSEMBLY .....	6
SLR00040, LOCK PIN ASSEMBLY .....	8
SLR00056, SUPPORT, JACK .....	8
SLR00061, COVER, ELECTRICAL .....	9
SLR00086, DRAWBAR .....	9
SLR00076, HYDRAULIC CYLINDER .....	10
SLR00025, REEL MOUNT BAR WELDMENT .....	10
SLR00216, ASSEMBLY, LIFT BAR, ROADSIDE .....	11
SLR00216, ASSEMBLY, LIFT BAR, CURBSIDE .....	12
LOAD KING REEL TRAILER LABELS .....	13
LOAD KING WARRANTY .....	15
LIMITATION OF LIABILITY .....	15
LOAD KING WARRANTY DATA RECORD .....	16

**REVISION HISTORY**

<b>NAME</b>	<b>DATE</b>	<b>DESCRIPTION OF CHANGE</b>	<b>REV.</b>
J Haas	1/2/19	INITIAL RELEASE	A
J Haas	5/28/19	SLR00025 ITEM 3 PART NUMBER	B

## Company

Load King has been producing quality trailers since 1956. We are located in Elk Point, South Dakota.

Although the trailer industry is an ever-changing environment and we've seen many changes over the years, we have remained committed to the simple philosophy that we will make a reasonable profit through the designing, manufacturing, and marketing of top quality products that we can always be proud to call Load King. We have not, and will not, compromise in this area.

Quality shows in all facets of an operation, from the moment you make your first phone call for a product inquiry to the time you sell your used equipment and realize you've received top dollar on your sale. We continue to strive for excellence in every area and never quit trying to improve. We have earned our reputation believing that quality is value and value sells products.

Through our shared Engineering, Marketing and Sales teams, Load King and Custom Truck One Source bring that tradition of quality and value to another market with the Load King Reel Trailer.


## About Custom Truck One Source

Beginning in February of 2015, three family-owned and operated companies (Custom Truck & Equipment, Utility Fleet Sales and Forestry Equipment of VA) joined together to form what is now Custom Truck One Source. Shortly after its inception, UCO Equipment became a part of the CTOS family along with TNT Equipment six months later. In December 2015, CTOS welcomed its sixth company under its brand, Load King, a leading manufacturer of high-quality and customizable trailers.

The announcement of the partnership represented the platform's collective commitment to the continued growth and dominance of each legacy company's individual offerings, now compounded to leverage the expertise of the team and, ultimately, better serve loyal CTOS customers all over the world. CTOS will build upon the market positions of each legacy company, while serving as a single source supplier of specialty equipment and services for the utility and heavy equipment industries. The utility and heavy equipment platform collectively offers sales, rentals, parts and after market services, remanufacturing, customized equipment and transportation.





## Definitions Used in this Manual

The following table describes text and symbols used to highlight important information.

Signal Word	Symbol	Explanation
WARNING		WARNING IS USED TO ALERT READERS ABOUT THE POTENTIAL FOR SERIOUS INJURY OR DEATH OR SERIOUS DAMAGE TO EQUIPMENT.

Table—1

The following table describes line types in the parts drawings.

LINE FONTS		DESCRIPTION
	SOLID LINE FONT	INDICATES PART OUTLINES IN THE DRAWINGS.
	DASHED LINE FONT	INDICATES HOW TWO OR MORE PARTS ASSEMBLE.
	KEYED BOX/BACKET	INDICATES PARTS INSIDE OF A SUB ASSEMBLY.
	DASHED KEY	INDICATES PART NOT VISIBLE OR HIDDEN IN VIEW

Table—2

## SAFETY WARNINGS

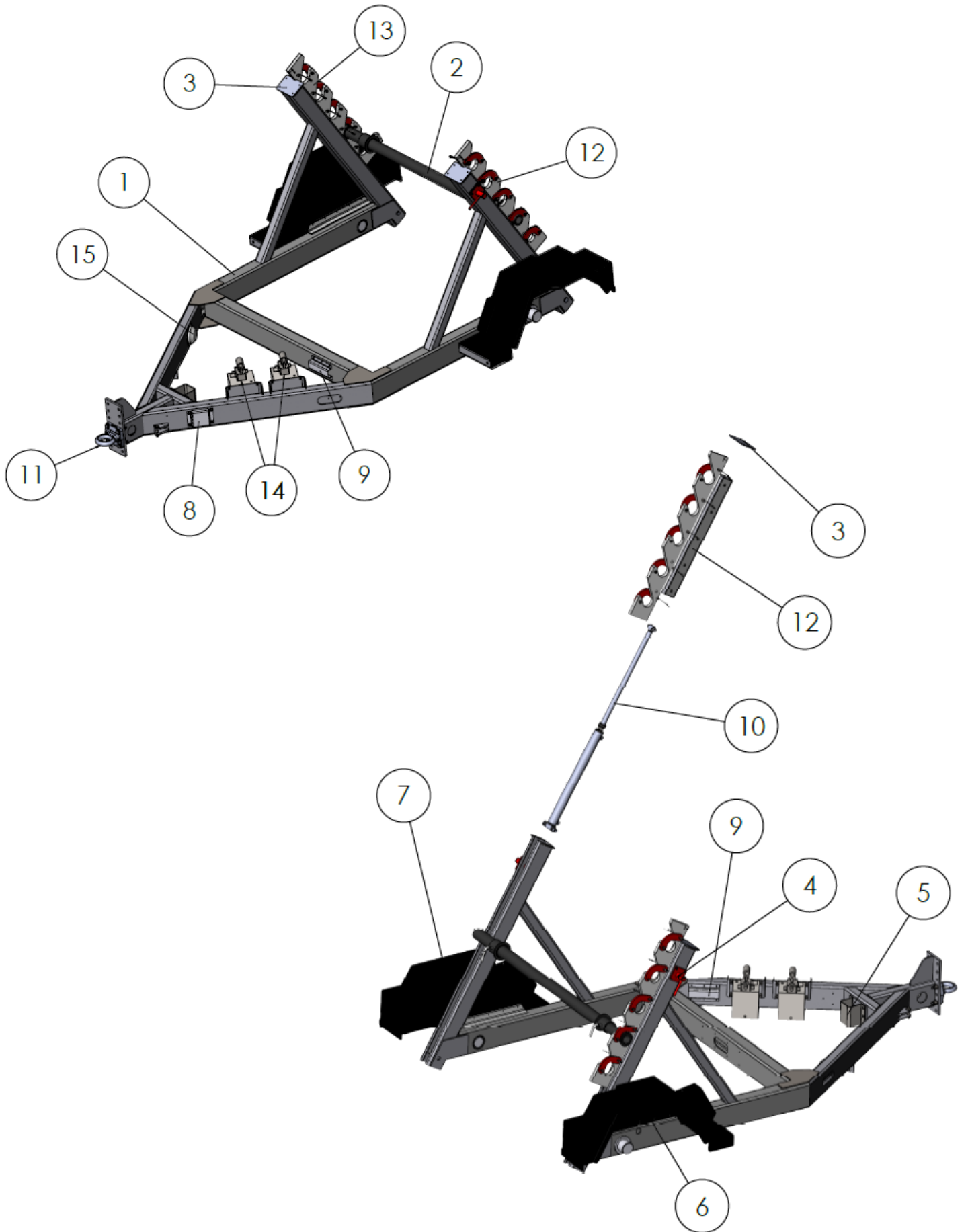


**WARNING: All repairs, adjustments and maintenance not described in the Operator's Manual must be performed by Qualified Service Personnel.**



**WARNING: Hydraulic system components can contain high pressures of which, if suddenly or unexpectedly released, can cause serious injury or death by direct contact with the pressurized oil or by contact with moving machine components.**

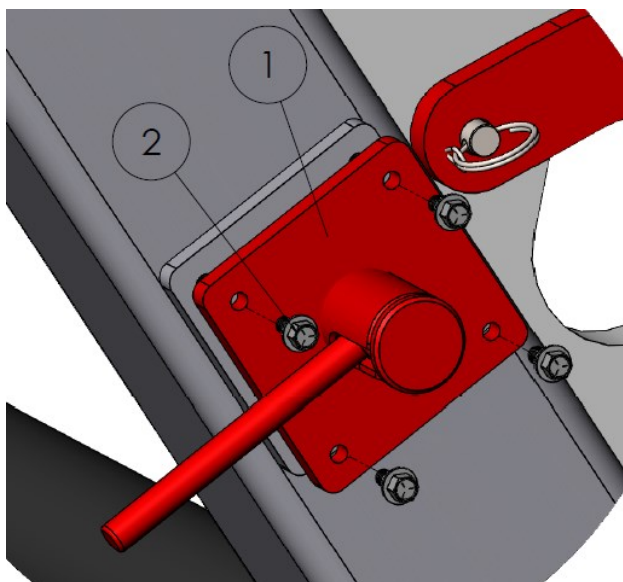
**SLR00001, REEL TRAILER ASSEMBLY**



**SLR00001, REEL TRAILER ASSEMBLY**

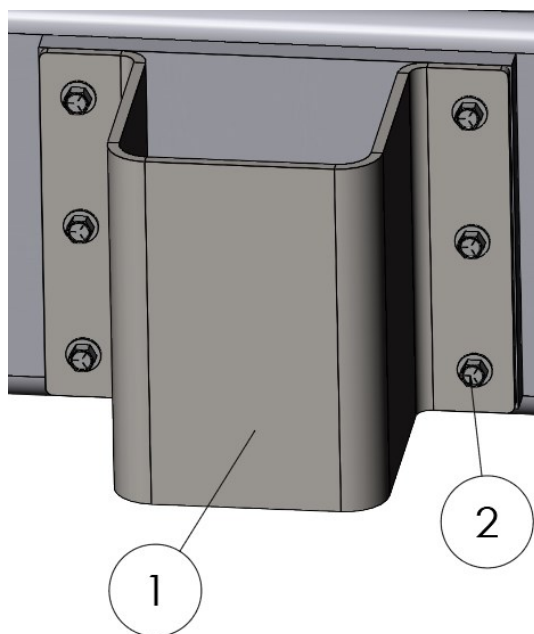
ITEM NO.	PART NUMBER	DESCRIPTION	QTY.	PAGE NO.
1	SLR00002	WELDMENT, REEL TRAILER	1	
2	SLR00025	REEL MOUNT BAR WELDMENT	1	
3	SLR00029	LIFT TUBE CAP	2	
4	SLR00040	LOCK PIN ASSEMBLY	2	
5	SLR00056	SUPPORT, JACK	1	
6	SLR00060	WELDMENT, FENDER RH	1	
7	SLR00065	WELDMENT, FENDER LH	1	
8	SLR00061	COVER, ELECTRICAL	1	
9	SLR00063	COVER, HYD HOSES	2	
10	SLR00076	HYDRAULIC CYLINDER - 2" BORE X 24" STROKE	2	
11	SLR00086	DRAWBAR	1	
12	SLR00216	ASSEMBLY, LIFT BAR, ROADSIDE	1	
13	SLR00217	ASSEMBLY, LIFT BAR, CURBSIDE	1	
14	MP5-5750	HAND PUMP ASSEMBLY	2	
15	MP5-4818	ROUND DOCUMENT HOLDER	1	

**SLR00040, LOCK PIN ASSEMBLY**



ITEM NO.	PART NUMBER	DESCRIPTION	QTY.
1	SLR00040	LOCK PIN ASSEMBLY	2
2	MP5-5773	SERRATED FLANGE HEAD CAP SCREW - 1/4"-20 UNC X 5/8"	8

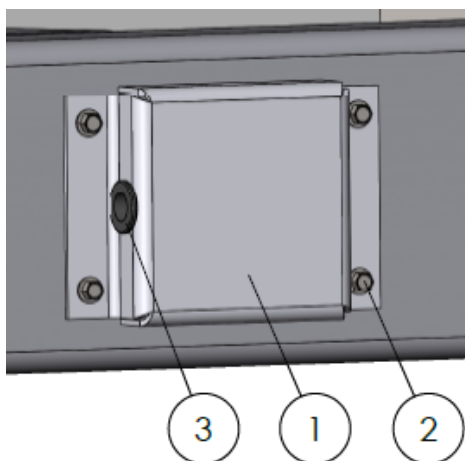
**SLR00056, SUPPORT, JACK**



ITEM NO.	PART NUMBER	DESCRIPTION	QTY.
1	SLR00056	SUPPORT, JACK	1
2	MP5-5773	SERRATED FLANGE HEAD CAP SCREW - 1/4"-20 UNC X 5/8"	6

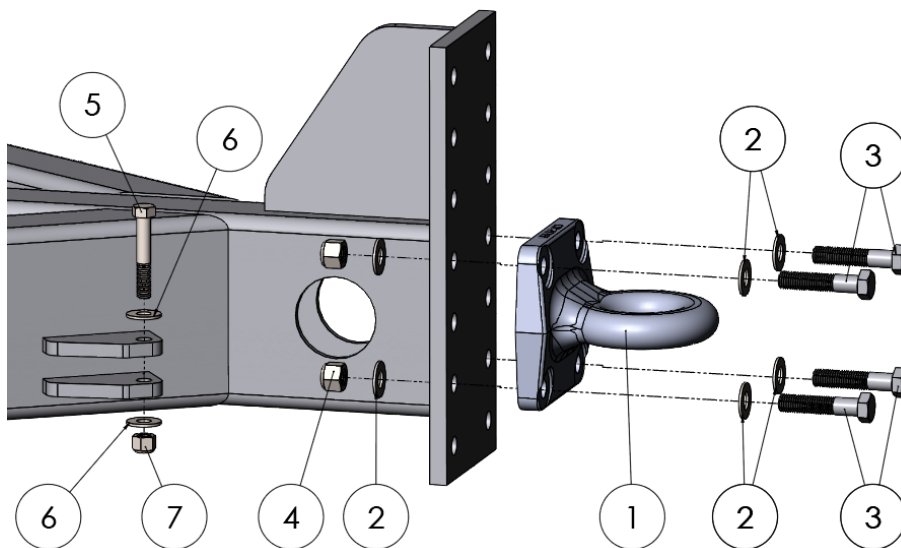


**SLR00061, COVER, ELECTRICAL**



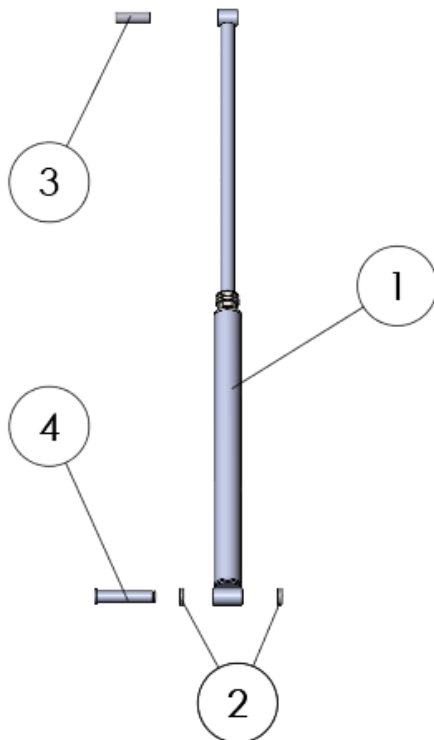
ITEM NO.	PART NUMBER	DESCRIPTION	QTY.
1	SLR00061	COVER, ELECTRICAL	1
2	MP5-5257	1/4-20 UNC X 1" SERRATED FLANGE HEAD CAP SCREW - 18-8 STAINLESS	4
3	JP0-0166	GROMMET	1

**SLR00086, DRAWBAR**



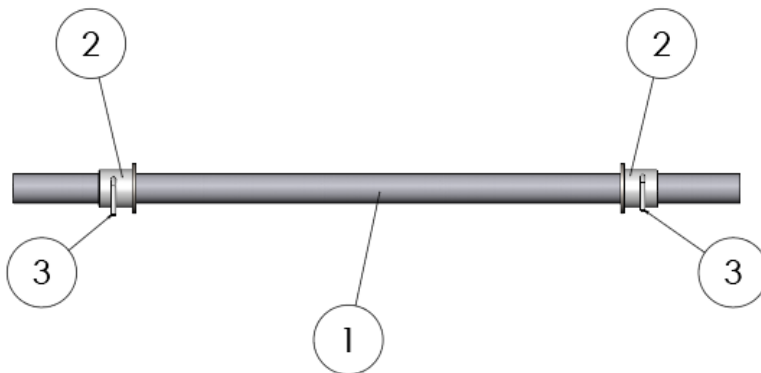
ITEM NO.	PART NUMBER	DESCRIPTION	QTY.
1	SLR00086	DRAWBAR	1
2	MP5-2567-20.5	WASHER, 5/8" FLAT, HARDENED, CZ	8
3	MP5-0096-168	HEX BOLT, 5/8 UNC X 3 LG	4
4	MP5-5771-1007	NYLON LOCK NUT - 5/8"-11 UNC - GRADE 8 - YELLOW ZINC	4
5	MP5-0096-119	BOLT - 1/2-13 UNC X 3" - Grade 8	2
6	MP5-2567-17	GRADE 8 FLAT WASHER - 1/2"	4
7	MP5-5771-807	GRADE 8 NYLOCK - 1/2"-11 UNC - YELLOW ZINC	2

**SLR00076, HYDRAULIC CYLINDER**



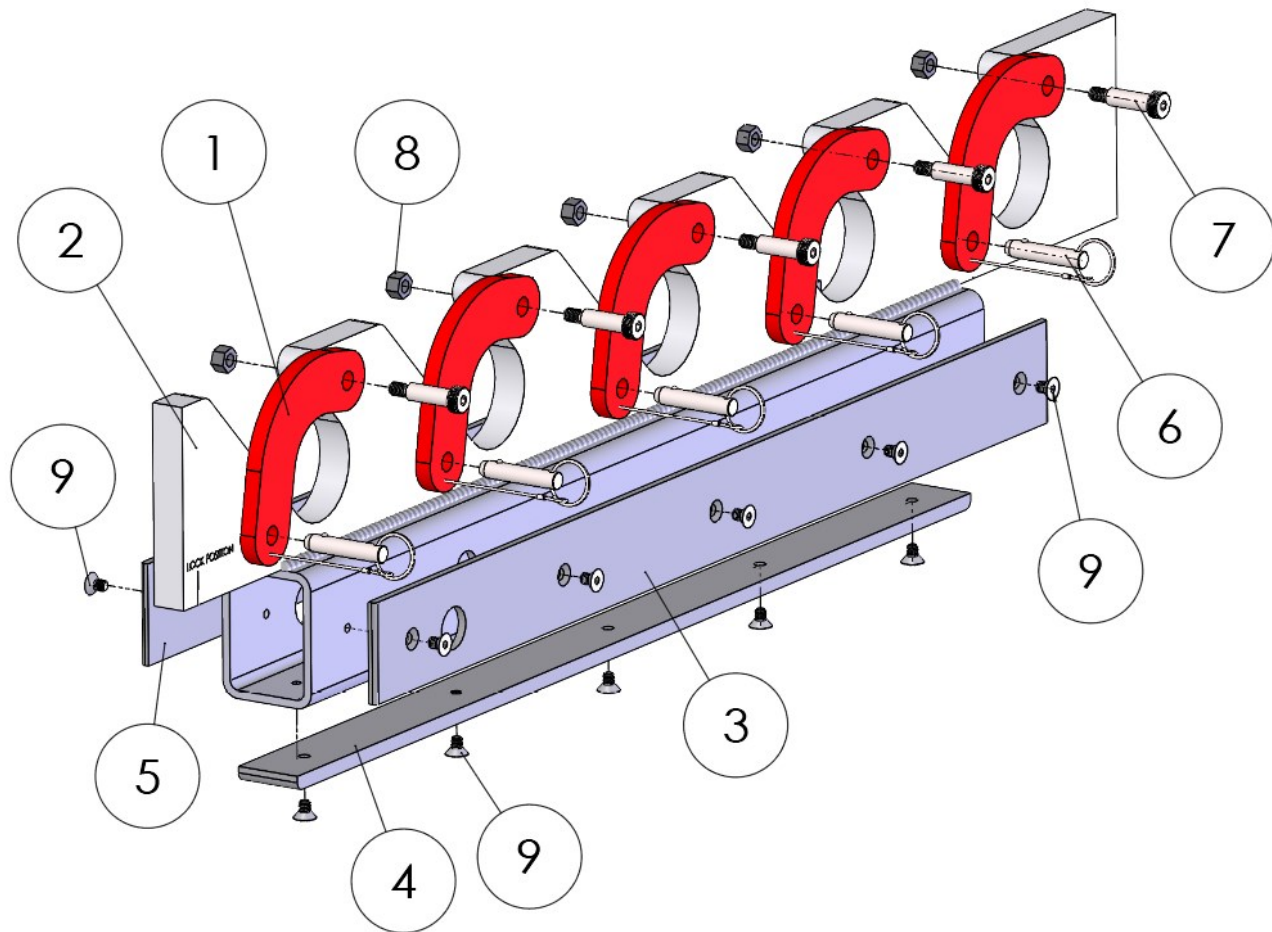
ITEM NO.	PART NUMBER	DESCRIPTION	QTY.
1	SLR00076	HYDRAULIC CYLINDER - 2" BORE X 24" STROKE	1
2	SLR00033	LIFT CYL SPACER	2
3	SLR00035	LIFT CYL PIN	1
4	SLR00205	LIFT CYLINDER PIN	1

**SLR00025, REEL MOUNT BAR WELDMENT**



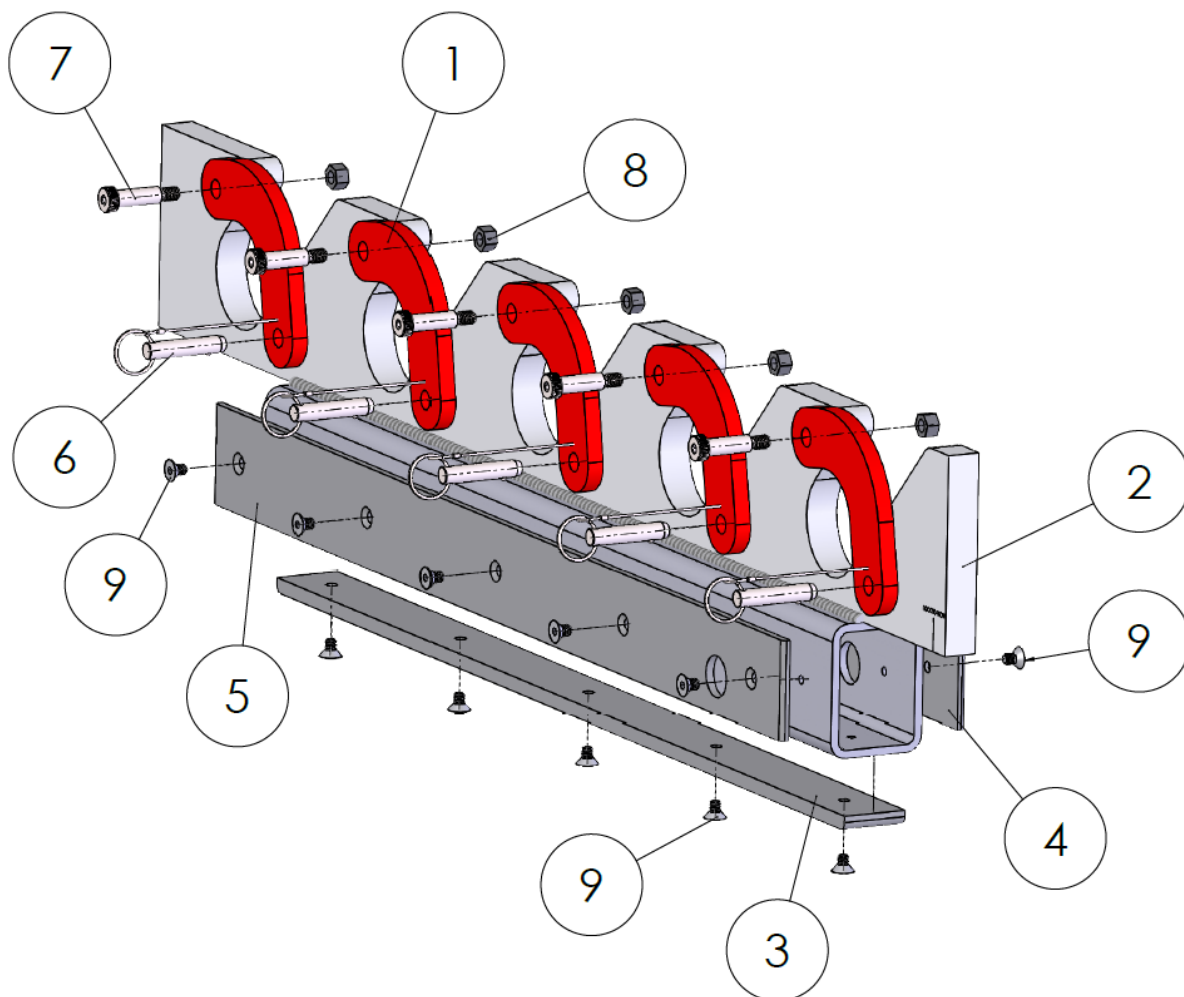
ITEM NO.	PART NUMBER	DESCRIPTION	QTY.
1	SLR00025	REEL MOUNT BAR WELDMENT	1
2	SLR00070	COLLAR WELDMENT	2
3	MP5-06622811	SNAPPER PIN	2

**SLR00216, ASSEMBLY, LIFT BAR, ROADSIDE**



ITEM NO.	PART NUMBER	DESCRIPTION	QTY.
1	SLR00015	REEL RETAINER BRACKET	5
2	SLR00030	WELDMENT, LIFT BAR	1
3	SLR00031	SIDE SLIDE LH	1
4	SLR00032	BOTTOM SLIDE	1
5	SLR00036	SIDE SLIDE INNER	1
6	SLR00099	1/2" X 1-5/8" RETAINER PIN W/ LANYARD	5
7	SLR00204	1/2" X 1-1/2" SHOULDER CAP SCREW	5
8	MP5-0851-607	3/8-UNC LOCK NUT	5
9	MP5-2515-304	5/16"-18 UNC X 1/2" FLAT HEAD CAP	15

**SLR00217, ASSEMBLY, LIFT BAR, CURBSIDE**



ITEM NO.	PART NUMBER	DESCRIPTION	QTY.
1	SLR00015	REEL RETAINER BRACKET	5
2	SLR00030	WELDMENT, LIFT BAR	1
3	SLR00032	BOTTOM SLIDE	1
4	SLR00036	SIDE SLIDE INNER	1
5	SLR00046	SIDE SLIDE RH	1
6	SLR00099	1/2" X 1-5/8" RETAINER PIN W/ LANYARD	5
7	SLR00204	1/2" X 1-1/2" SHOULDER CAP SCREW	5
8	MP5-0851-607	3/8-UNC LOCK NUT	5
9	MP5-2515-304	5/16"-18 UNC X 1/2" FLAT HEAD CAP	15

**LOAD KING REEL TRAILER LABELS**

<b>⚠ DANGER</b>	<b>⚠ CAUTION</b>	BEFORE TOWING THIS TRAILER CHECK THAT:	<b>⚠ WARNING</b>
SERIOUS INJURY AND/OR PROPERTY DAMAGE CAN RESULT IF THIS VEHICLE IS TOWED BEFORE FAMILIARIZING YOURSELF WITH THE MANUFACTURER'S OPERATING INSTRUCTIONS AND CAUTIONS LISTED TO THE RIGHT.	 *COUPLER HITCH AND TRAILER BALL ARE THE SAME SIZE. *COUPLER IS LATCHED.  *SAFETY CHAINS ARE CRISSCROSSED UNDER TONGUE AND ATTACHED TO TOWING VEHICLE. *ALL TRAILER LIGHTING IS WORKING CORRECTLY. *LOAD IS SECURED TO TRAILER FRONT AND REAR. *TONGUE JACK ( IF TRAILER IS EQUIPPED ) IS RETRACTED. *TILT PIN IS LATCHED. *WHEEL LUG BOLTS ARE PROPERLY TIGHTENED.  *TIRES ARE INFLATED TO PRESSURE INDICATED ON TIRE. *TRAILER BRAKES ( IF TRAILER IS EQUIPPED ) ARE PROPERLY ADJUSTED AND BREAK-AWAY DEVICE IS ATTACHED TO TOWING VEHICLE. *LOAD IS WITHIN TRAILER CAPACITY AND DISTRIBUTED PROPERLY TO MAINTAIN PROPER TONGUE WEIGHT.		YOU ARE REQUIRED TO COMPLY WITH LOCAL AND STATE REQUIREMENTS REGARDING BRAKES, LICENSING AND ANY ADDITIONAL EQUIPMENT THAT MAY BE NECESSARY. CONTACT YOUR STATE MOTOR VEHICLE DEPARTMENT FOR MORE INFORMATION. DCL00702

1

**⚠ WARNING**

**Check following points each time before towing trailer.**

- ✓ Make sure all parts, bolts and nuts are tight.
- ✓ Secure load to trailer- check tilt and the down mechanisms- use extra rope as a safety measure.
- ✓ Check tire air pressure when tire is cold.
- ✓ Repack wheel bearings once a year, preferably in the Fall before storing trailer.
- ✓ Make sure you are not exceeding trailer capacity.
- ✓ Make sure the coupler is securely latched to the hitch ball.
- ✓ Check each time you stop and leave trailer.
- ✓ Cross safety chains under tongue and secure to towing vehicle.
- ✓ If equipped, hook up break-away brake chain with slack to permit cornering.
- ✓ Make sure the trailer electrical connector is properly connected and all lights are operating.
- ✓ Check brake operation.
- ✓ Make sure the jack is raised to its highest position.
- ✓ Make sure all gates and latches are secured.

DCL00703

2

**GROUNDING LUG**



DCL00707

3

**⚠ WARNING**

**Uncoupling will cause trailer to come loose from tow vehicle.**

1. CHECK that pintle LOAD RATING is same or greater than ring LOAD RATING.
2. LOCK the clamp in place using a pin or lock.



Open clamp

Pin removed



Pin in place

Closed clamp

DCL00710

4

**⚠ WARNING**

**Reel bar retainers must be pinned before transport.**

FAILURE TO COMPLY WITH THESE INSTRUCTIONS CAN RESULT IN PROPERTY DAMAGE, SERIOUS INJURY OR EVEN DEATH.

DCL00706

5

**⚠ WARNING**

Tire, wheel or lugnut failure can cause loss of control. Before towing, you must CHECK:

1. Tire pressure and tread.
2. Tires and wheels for damage.
3. Lug nuts for tightness. for new and remounted wheels, re-tighten lug nuts at the first 10, 25 and 50 miles of driving.



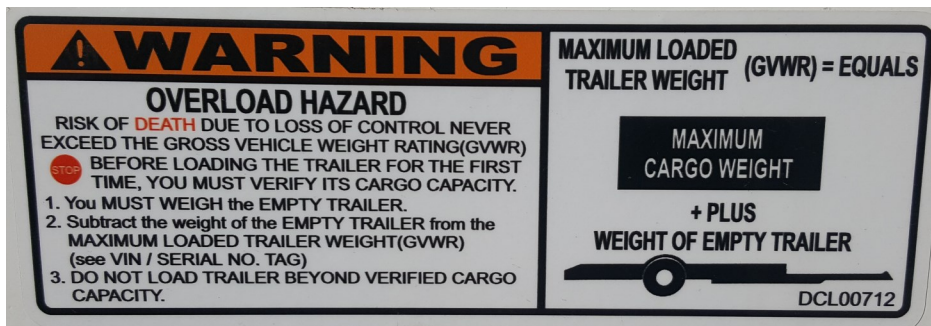
Lug Nuts TIGHT?

Tires and Wheels OK?

DCL00711

6

**LOAD KING REEL TRAILER LABELS**



7



8



9



10

ITEM NO.	PART NUMBER	DESCRIPTION	QTY.
1	DCL00702	DECAL - DANGER/CAUTION/DANGER	1
2	DCL00703	DECAL - WARNING/INSPECT	1
3	DCL00707	DECAL - GROUNDING LUG	1
4	DCL00710	DECAL - WARNING COUPLER	1
5	DCL00706	DECAL - WARNING - RETAINERS	2
6	DCL00711	DECAL - WARNING - LUG NUTS	1
7	DCL00712	DECAL - WARNING OVERLOAD HAZARD	1
8	DCL00720-B	DECAL - CTOS LOAD KING - 2" X 7" BLACK LETTERS	2
9	DCL00704	DECAL - WARNING OPERATING INSTRUCTIONS	1
10	DCL00705	DECAL - LOCK PINS	2

## LOAD KING WARRANTY

*Load King (herein after referred to as the COMPANY) warrants all products manufactured by it and purchased by you to be free from defects in material and manufacture at the time of shipment, for one (1) year from date of delivery. The COMPANY will furnish replacements for such parts as the COMPANY finds to have been defective at the time of delivery or, at the COMPANY's option, will make or authorize repairs to such parts, provided that, upon request, such parts are returned, transportation is prepaid to the factory from which they were shipped.*

*This warranty shall not apply to any Product which has been subjected to misuse, misapplication, overloading, neglect (including but not limited to use of unauthorized parts or attachments), adjustments or repair. Engines, motor, tires, wheels, suspensions, axles, etc. and any accessories furnished with or used in the COMPANY's products, but which are not manufactured by the COMPANY, are not warranted by the COMPANY but are sold only with the express warranty, if any, or the manufacturers thereof. This warranted is limited to the first purchaser/user and is not transferable.*

**THE FOREGOING IS IN LIEU OF ALL OTHER WARRANTIES, WHETHER EXPRESSED OR IMPLIED (INCLUDING, WITHOUT LIMITATIONS, OF MERCHANTABILITY AND FITNESS OF ANY PRODUCT FOR A PARTICULAR PURPOSE), AND OF ANY OTHER OBLIGATION OR LIABILITY ON THE PART OF THE COMPANY. THERE ARE NO WARRANTIES WHICH EXTEND BEYOND THE DESCRIPTION OF THE FACE THEREOF.**

## LIMITATION OF LIABILITY

It is expressly understood and agreed by you that the COMPANY's liability for its products, whether due to breach of warranty, or otherwise is limited to the furnishing of such replacement parts, F.O.B.

factory, and the COMPANY will not be liable for any other injury, loss, damage, or expense, whether direct or consequential, including but not limited to loss of use, income, profit, or production, injury to person or increase in cost of operation, spoilage of or damage to material, arising out of or in connection with the sale, installation, use or inability to use, or the repair or replacement of the COMPANY's products.

All used vehicles and/or bodies are sold in the "AS IS" condition and no expressed or implied warranty is made.

All of COMPANY'S Products are of high quality and are manufactured in conformity with the best commercial practices in the various lines. The COMPANY guarantees all Products manufactured by it to be free from defects in material and manufactured at the time of shipment, for one (1) year from date of delivery. In addition, the COMPANY guarantees the portion of the product to be considered structural for one (1) year from date of manufacture.

While Load King, LLC. designs and manufactures its specific equipment configurations to industry standards, it is ultimate responsibility of the buyer/operator to assure that all loads are properly loaded and distributed. All loads must comply with the applicable state and federal load limits.

# LOAD KING WARRANTY DATA RECORD

Reel Trailer Warranty Form Submission		Date	
Date of Delivery			
Model Number			
S/N			
Dealer			
Address			
Customer			
Address			

Record this information at the time that warranty registration form is completed and returned to Load King





Load King

PO Box 427

Elk Point, South Dakota, USA 57025-0427

Toll Free: (888) 264-5522