

ACHIEVER DPM2-52 DU 57 ft TRACKED AERIAL with JIB DUAL UNIT BOOM SPECIFICATIONS

<u>GENERAL DATA</u>			
Max. working height	55'	Basket capacity	
with basket elevator	57'	(Jib not in use)	550 lbs
Max. side reach	31'-6"	(Jib in use)	400 lbs
Stowed travel height	9'-3" (approx.)	Max. jib and winch capacity	1,000 lbs
Extension boom travel	120"	Articulating arm travel	-0° to +80°
Main boom travel	-35° to +80°	Base installed weight	16,650 lbs (approx.)
Elevator travel	22"		
<u>STANDARD FEATURES</u>			
Center top mounted winch & jib		Basket rotator, winch, and jib controls with	
24" x 42" x 42" fiberglass basket with step		lockouts in upper control pod	
Rubber boom support		Lower control levers with upper control override	
Fiberglass extension boom		Lower winch control	
Shear ball rotation gear		Deck step basket mounting	
Proportional, open center hydraulic controls		Hydraulic jib tilt	
Safety harness and 6' decelerating lanyard		Manual jib extension	
360° continuous rotation		Non-relube, maintenance-free bushings,	
180° basket rotator		spherical cylinder rod ends	
10 micron filter in return line		Engine start/stop from basket	
Hyd leveled basket (power stow at upper controls)		46 KV category "C" insulation	
Hydraulic basket leveling at lower controls (2 nd location)		24" pedestal height for tracked vehicle mounting	
Upper 4 axis single hand joystick control lever		Epoxy primer with white finish color	
		Two maintenance/operators manuals	
		One year parts and labor warranty	
<u>AVAILABLE BOOM OPTIONS</u>			
Boom:		Electrical:	
Main boom fiberglass insert (provides 14" of insulation when fully retracted)		Controls w/high electrical resistant components (HERC) - required for category "C"	
Articulating arm glass insert (12" insulation gap)		Boom overstop protection	
		12 volt emergency hydraulics: boom rotation, lowering and all outrigger functions	
Basket:		Hydraulic:	
Basket liner w/step (24" x 42" basket)		Hydraulically extendible jib	
Vinyl basket cover with lanyard		Tool circuit at basket, manual control	
Tool tray (8" X 19" X 9")		Tool circuit at base, manual control	
Tool tray (9" X 14" X 18")		Hose reel on deck	
Tool tray fiberglass (7" x 7" x 16")		Miscellaneous:	
		Additional manuals	
Controls Mounted between Basket & Boom		All Specifications + or - 2%	
CARRIER OPTIONS on PAGE 2			

ACHIEVER DPM2-52 DU 57 ft TRACKED AERIAL with JIB CARRIER SPECIFICATIONS

<u>DIMENSIONS / WEIGHT</u>		<u>FRAME / SUSPENSION</u>	
Overall Length	251" boom tip to bucket end 185" between stowed outriggers	Type	Welded tub
Overall Width	101" without side ladders	Axle	Torsion axle
Height	111" to top of stowed boom	Tires	Solid rubber
Ground Clearance	16"	<u>Suspension system:</u>	
Weight	16,650 lbs base vehicle	➤ 2 independent idler wheels with oil bath hubs	
GVWR	24,000 lbs	➤ 8 solid wheels with grease hubs and 8 dust cap retainers	
Deck	43 ft ² (approx. 72"L x 87"W")	➤ 2 rear drive sprockets	
<u>PERFORMANCE</u>		<u>POWER TRAIN FOR HYDROSTATIC DRIVE</u>	
Maximum speed	8 mph loaded	Transmission	Hydrostatic, 2-speed
Turning radius	0 ft	Service Brakes	Positive deceleration through the hydrostatic transmission
Climbing Ability		Parking brakes	Multi-disc, spring applied & pressure released
- Uphill	40° (84%)	<u>ELECTRICAL</u>	
- Side-hill	15° (27%)	Voltage	12 V
Ground Pressure	2.29 PSI (no load) 29" tracks 2.63 PSI (loaded) 29" tracks 2.0 PSI (no load) 33" tracks 2.3 PSI (loaded) 33" tracks	(2) batteries, capacity	2x 1,060 CCA
Working Range	12 hours (no load)	Alternator Capacity	120 Amps
<u>ENGINE</u>		Ground	Negative
Make	Deutz AG Tier 4	<u>TRACKS</u>	
Model	TCD 3.6 L4, 4 cylinder turbo charged diesel	5-ply rubber belts with 29" rubber cross links with heat treated aluminum inserts	
Horsepower	134 HP at 2,300 RPM	<u>STEERING</u>	
Torque	369 ft lbs at 1,600 RPM	Independent dual joysticks with cable control for each track	
Displacement	3.6 liters	<u>STANDARD FEATURES</u>	
Fuel capacity	40 gals	1-Man Open Cab ROPS certified to 24,000 lbs	
DEF Tank	2.6 gals	Roll Over Protection Structure ISO 3471:2008	
		Seat with mechanical suspension, 2-point seat belt	
		Full instrumentation, illuminated panel gauge	
		Fire extinguisher, backup alarm and horn	
		LED high powered lights: 2 front & 1 rear on cab, 1 strobe on top, rear back up light	
		Cab entrance step, 2x removable side deck ladders	
		120v block heater & glow plugs, muffler	
		12v primary fuel filter heater	
		Secondary fuel filter with water separator	
		Electric engine shut down system	
		2" receiver socket, front and rear	
		Front and rear rectangular ground lugs	
		(4) 59" radial outriggers w/18"x20" feet, 45° mounts	
		(4) 18,000 lb D-Rings	
		Wooden side wall/deck	
		2 sets of parts & service manuals	
		Standard one year warranty	

*Specifications subject to change without notice.

DPM2-52 DU CARRIER OPTIONS & ACCESSORIES

Front bumper in place of plow
Front 2 way plow
19" Height extension for plowing snow
Front plow blade with float position

DPM2-52 DU Carrier Options continued on next page

ACHIEVER DPM2-52 DU Carrier Options continued

16,500 lb electric winch with front wiring
Electric winch rear wiring
(2) side receivers for electric winch with wiring
18,000 lb hydraulic winch, fixed front mount

Cab Options

Driver's wire mesh screen (open cab)
Driver's left side wire mesh door and side wall (open cab)
Driver's right side wire mesh screen (open cab)
Driver's rear wire mesh screen (open cab)
Aluminum escape hatch for open cab (required when four sides wire mesh)
Steel escape hatch for open or closed cab (adds FOPS Certification)
Opening sunroof (hinged escape hatch with adjustable opening)
Tinted safety glass escape hatch with adjustable opening (not FOPS certified)
Wire mesh screen on front LED work lights
Cab mounted front brush guard for closed cab
1 Man Closed Cab ROPS certified to 24,000 lbs includes: Aluminum escape hatch Sliding left & right side window Cab heater & circulation fan Front windshield on/off wiper Door with dual locking system
Front windshield intermittent wiper (closed cab)
Sun visor
Driver's 3 point seat belt
Street side and / or curb side rear view mirror
Street side rear view mirror with electric heating
Back up camera with heated lens and 7" in-cab waterproof display
Outrigger deployed in-cab warning light
Premium cab sound & heat insulation
DC Comfort air conditioning 6,000 BTU/hr, 12V

Lighting Options

GoLight Stryker spotlight on top of cab with guarding & in cab remote control
2x 120 watts LED light bars (behind the cab, swiveling & one fixed over the engine cover)
4x 18 watts around the vehicle ground illumination LEDs (low profile 40° down-angle)
DOT Road lighting (includes outrigger mounted clearance lights)
Outrigger mounted clearance lights

ACHIEVER DPM2-52 DU Carrier Options continued on next page

ACHIEVER DPM2-52 DU Carrier Options continued

Engine & Cold Weather Options

Spark arrestor
120v hydraulic oil tank heater
120v battery charger
12v engine coolant heater, 17,000 Btu with 7 day programmable timer
Synthetic engine & ISO 22 hydraulic oil
Extreme cold package for operations to -40 deg F/-40 deg C External Power Available includes: 120v battery blanket heaters, insulated battery box, glycol coolant, synthetic engine & hydraulic oil
Extreme cold package for operations to -40 deg F/-40 deg C No External Power Available includes: 12v engine coolant heater, coolant battery heater, insulated battery box, glycol coolant, synthetic engine & hydraulic oil
2x 120v battery heaters
Coolant heater for fuel & DEF tank
1,800 watt gas powered portable generator / inverter with on deck storage

Track Options

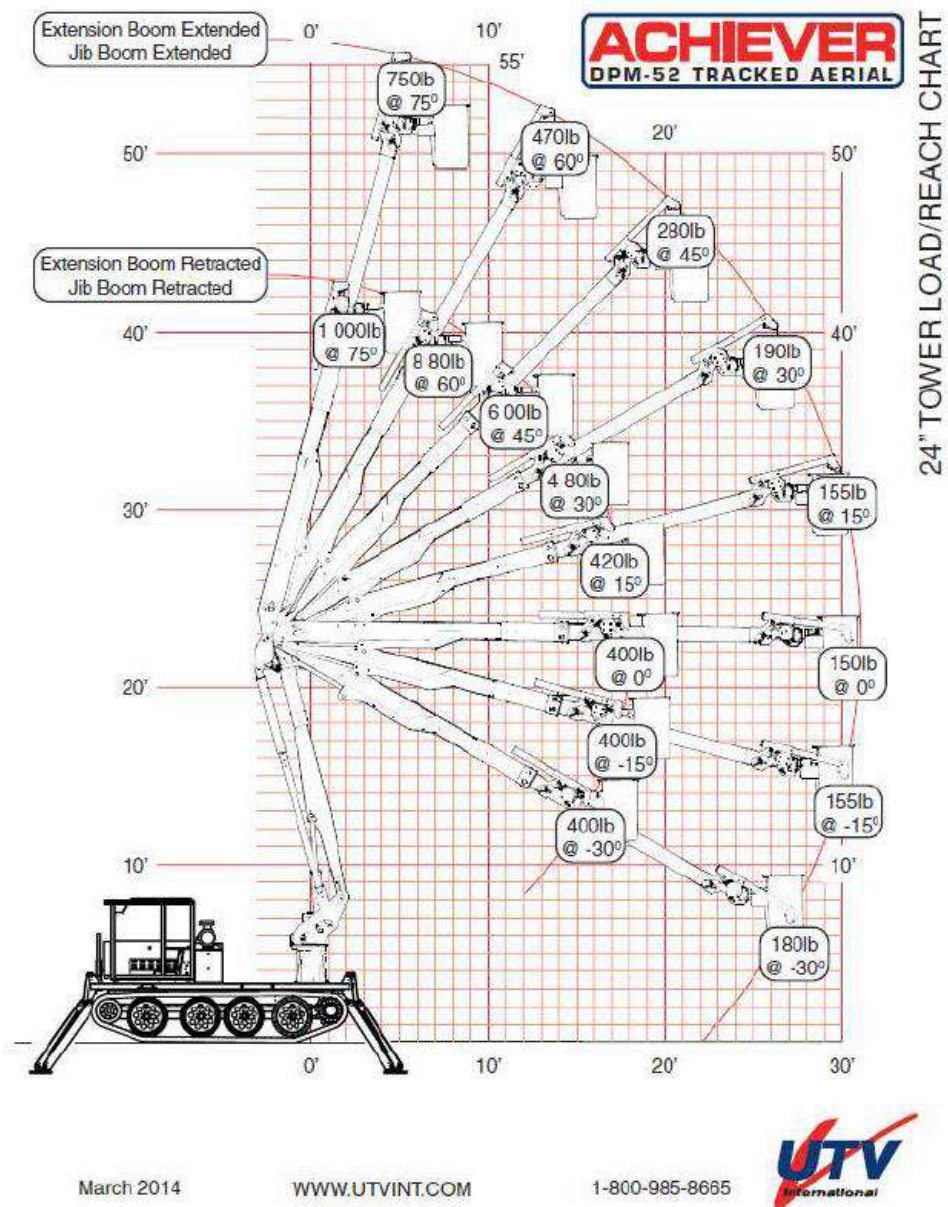
Change 29" to 33" rubber tracks
Ice claws for tracks (17 each side)

Vehicle Options / Features

Tool box on deck (front right side)
Non slip coating on deck
Change 59" to extra long front outriggers (71 In) for higher lift on hills w/18"x20" feet (allows deck levelling to within 5° on 12° slopes)
Change 59" to extra long rear outriggers (71 in) for higher lift on hills w/18" x 20" feet (allows deck levelling to within 5° on 12° slopes)
Ice cleats for outrigger feet (4 each foot)
Outrigger feet ice cleat ready
(Set of 4) 24"x24"x1" soft outrigger pads with side deck storage
(8) road wheel oil hubs
Hydraulic tools outlet on deck with hose reel with twin black hoses 3/8"(dia) x 30'(Lg) and flow
Change hydraulic tools outlet on deck twin black hoses to twin orange dielectric hoses
Cable grounding reel on deck, spring loaded, 50 ft 1/0 black cable & clamp
Pintle hook
Maintenance kit (high performance filter set for first 100 hour maintenance Return & Supercharge Filters)
Additional sets of boom and carrier manuals
Recommended spare parts for remote operations
One full day on site operations and maintenance training

Other options available upon request

ACHIEVER DPM2-52 DU 57 ft TRACKED AERIAL with JIB +22" Vertical with Elevator Up



BUCKET/JIB USAGE RESTRICTIONS

2 MAN BUCKET

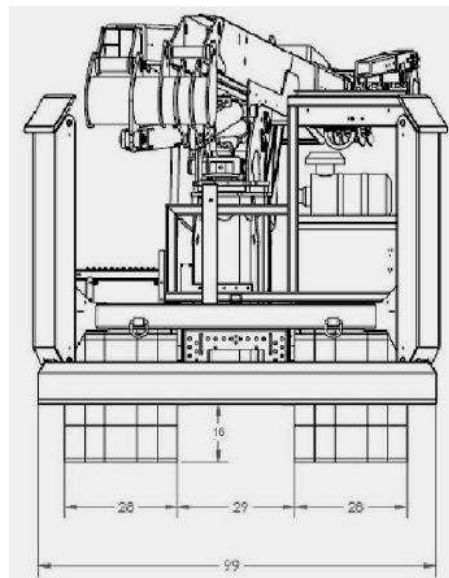
- Bucket capacity = 550lb
 Bucket capacity with liner = 500lb
 Jib use;
 - Bucket capacity restricted to 400lb
 - Bucket capacity with liner restricted to 350lb
 - Jib capacity as shown on load chart

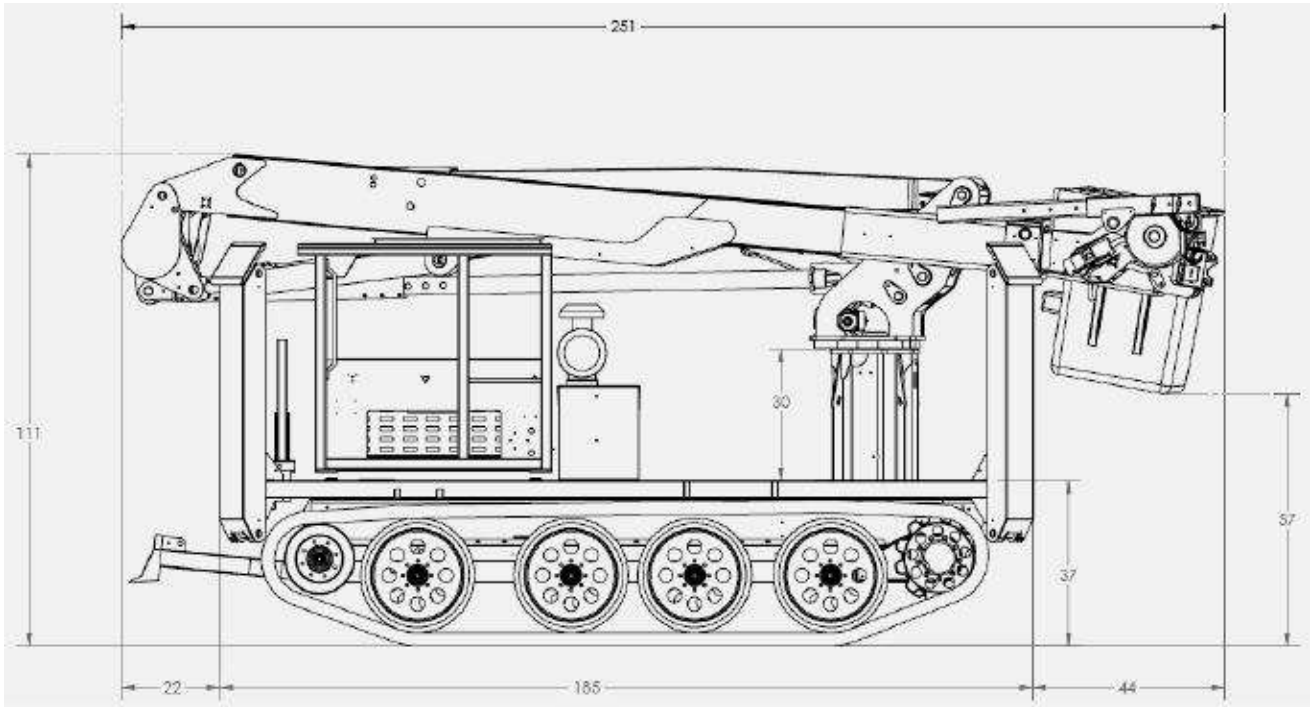




DPM2-52 Top Center Mount Winch & Jib with Elevator

Achiever DPM2-52 DU Dimensions





Achiever DPM2-52 DU Accessibility

UTV CARRIER OUTFITTED WITH DUR-A-LIFT
RT02-DAL DPM2-52DU
MOUNTING PACKAGE

