



LK STINGER 4016
4,000 lbs. Lifting Capacity
Hydraulic/Electric-Hydraulic Service Crane

STINGER 4016



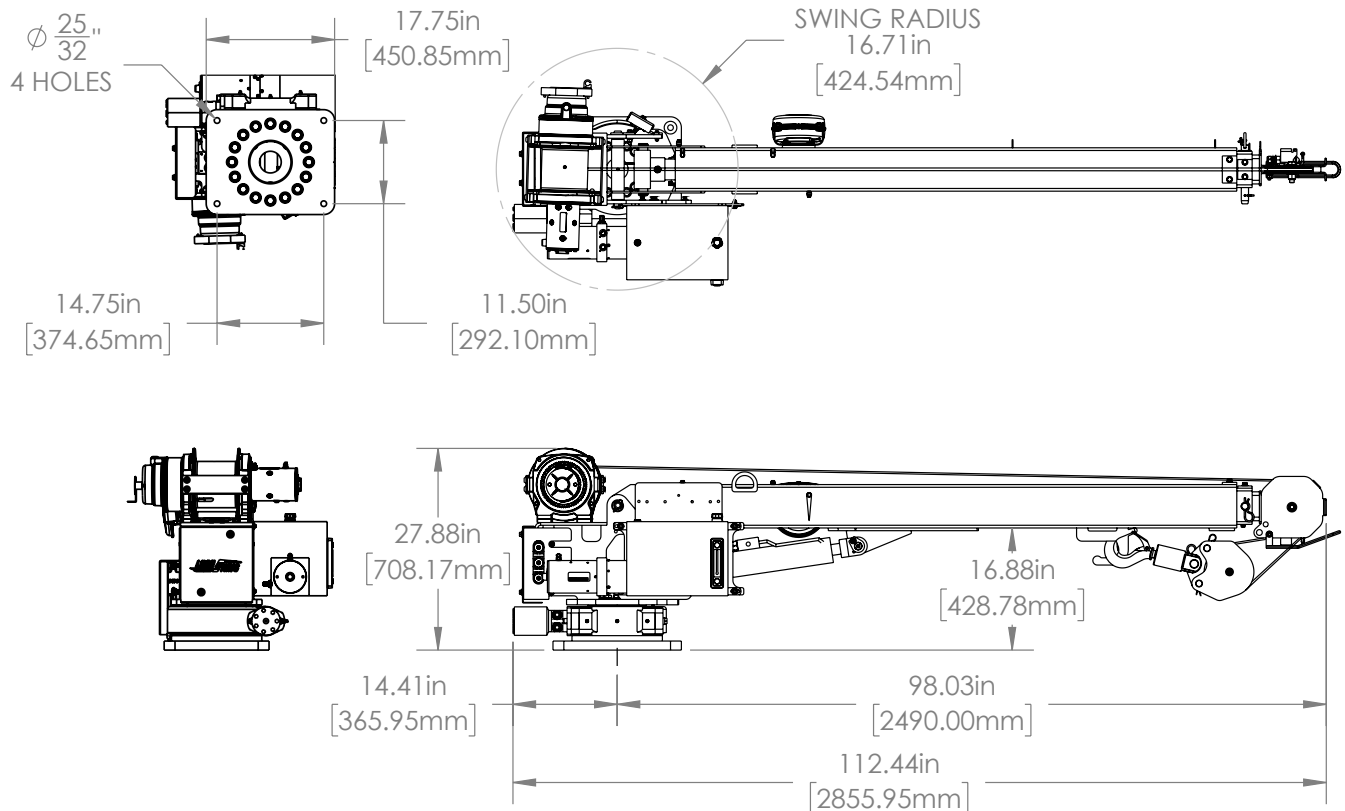
Features: LK STINGER 4016 H/EH

- 4,000 lbs. @ 2 ft. 2 in.
- 16 ft. max boom length
- Hydraulic overload protection
- Quick release hook stow
- Square boom design

DIMENSIONS

STINGER 4016

Example Layout Drawing



Common Specifications

Minimum Gross Vehicle Weight Rating	10,500 lbs.
Load line	5/16" IWRC x 80 ft. (5.56 mm x 18.9 m)
Storage height	27 7/8" (0.71 m)
Storage length	9' 4" (2.86 m)
Mounting plate	1 1/4" thick (31.8 mm)
Bolt pattern	14.75" x 11.50" (375 mm x 292 mm)
Base plate dimensions	14.50" x 17.75" x 1.25"
RBM per Frame Rail	210,600 lb.-in.
Paint	White powder coat
Voltage	12 V DC
Alternator	75 Amp minimum

RANGE DIAGRAM

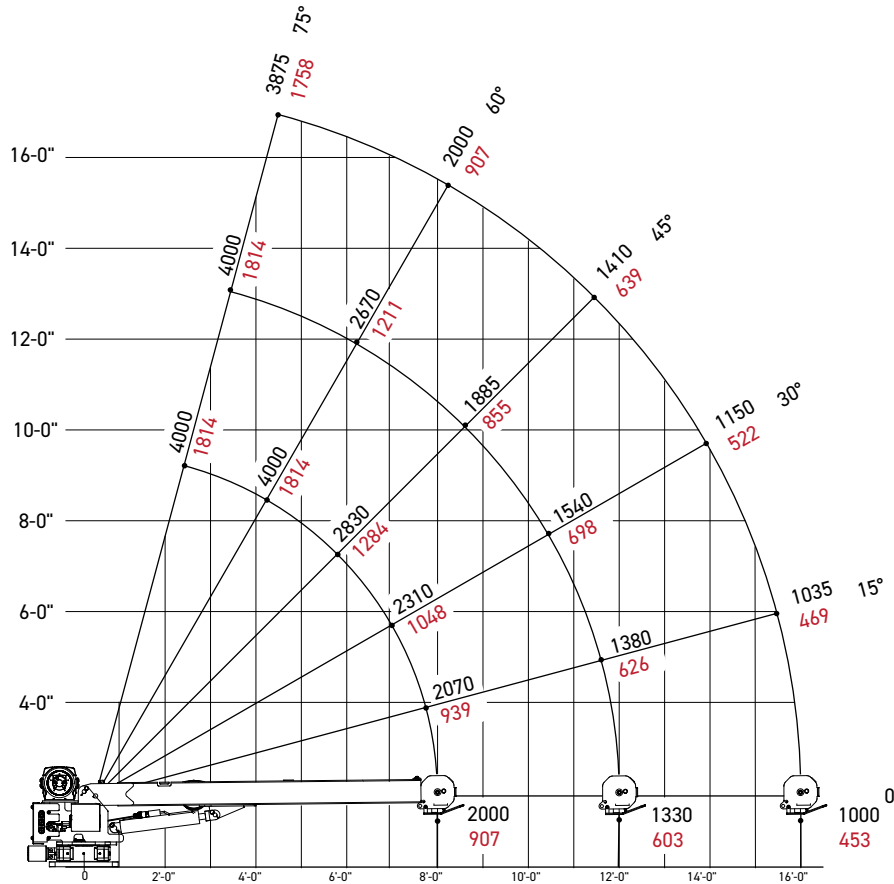
Stabilizers Fully Extended

STINGER 4016



4016

ANSI B30.5



Loads are shown in pounds in black
Kilograms are shown in red

Horizontal reach	16' 0"
Hydraulic extend	48"
Manual extend	48"
Crane weight	875 lbs.
Center of gravity	17" 6"
Max capacity at max reach	1000 lbs.

Notes to lifting capacity






Lifting capacities do not exceed 85% of tipping load. Weight of hook blocks and slings are part of the load, and are to be deducted from the capacity ratings. Consult operation manual for further details.

Note: Data published herein is intended as a guide only and shall not be construed to warrant applicability for lifting purposes. Crane operation is subject to the computer charts and operation manual both supplied with the crane.






TECHNICAL DESCRIPTION

STINGER 4016


Boom and Rotation

	Three section square boom sections Boom elevation angle range (min/max)	-5° / 75°
	Boom length	16 ft.
	370 degree non-continuous rotation with electromechanical stop	
	Rotation Patented hydraulic motor driven hourglass worm gear swing drive	
	Quick hook stow	

Operator Controls and Operator Aid

	Winch line pull (1st layer)	2,425 lbs.
	Winch line speed (3rd layer)	30 ft./min
	Rope	80 ft. of 5/16" IWRC
	Single proportional radio remote control with radio elimination cable	
	Hydraulic overload protection system	

Understructure



Manual out and down rear stabilizers

10' 10"

FEATURES & BENEFITS

STINGER 4016



FEATURE	BENEFIT
Boom Extension: 16 ft.	Full Proportional Hydraulic Control (Hydraulic Crane only)
Square Boom Sections	Self centering booms with less deflection and increased strength
Boom Articulation from -5° to +75°	Large boom angle range
Stabilizer System Design	SS vertical cylinder jack; CS out and down cylinder with adjustable mounting height.
Hook Block A2B Interlock Control	Easy stow and stops winch function to protect wire rope
Hydraulic planetary winch	Quick line speed and high duty cycle
370° Hydraulic Rotation System	Durable, robust, sealed rotation bearing system
Wireless Proportional Remote Control (Proportional on Hydraulic Crane)	Allows crane to work without digital signal when necessary
Powder Coated Corrosion Prevention Finish	Durable, primer and top coat finish for corrosion prevention
Compliant with ANSI B30.5	Meets and exceeds industry standards
Manufactured in Kansas City, MO	Made in the USA
Warranty	5 Year Structural / 2 Year All Components

LOCATIONS



24/7 CALL CENTER
833-281-7911

PARTS QUESTIONS
833-PARTSLK (833-727-8755)
PARTSSUPPORT@LOADKINGMFG.COM

PARTS ORDERS
STORE.LOADKINGMFG.COM

WARRANTY
CRANEWARRANTY@LOADKINGMFG.COM

All our new cranes are backed by an industry-leading 2-year basic and 3-year structural warranty

www.loadkingmfg.com

